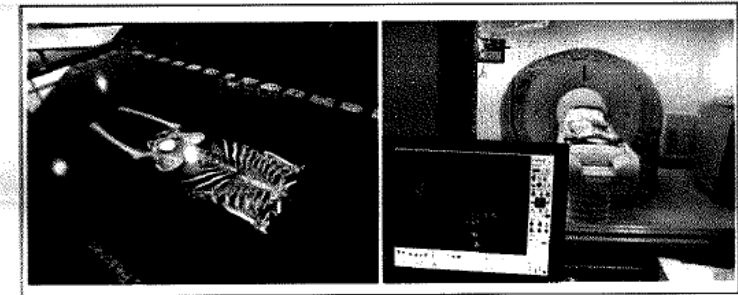
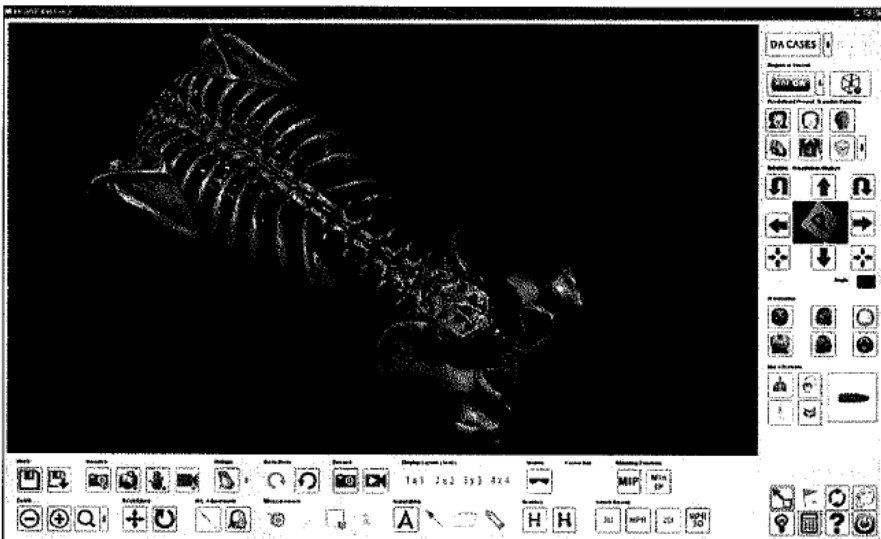
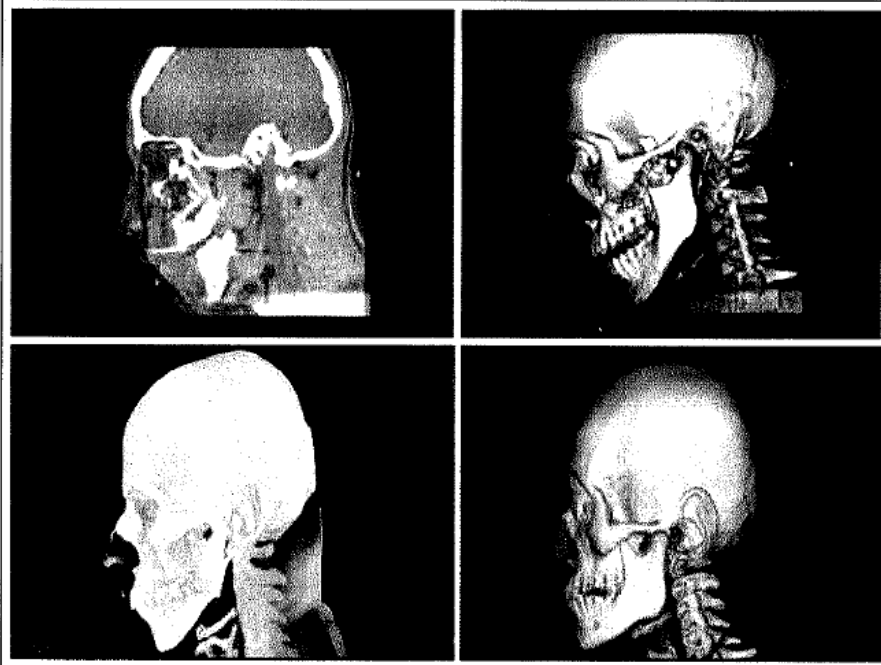


## Demo II

**Title : iDASSmart and iDASS – 3D Visualization System for Forensic Autopsy**


There has been considerable publicity generated regarding the analysis of the “Virtual Mummy” at the British Museum in year 2004. The technique which was used to visualize and analyze the mummified remains of people who died thousands of years ago and it is only a small leap of faith to envisage these and similar techniques being utilized to answer questions about the bodies of people who died only hours or days ago. This is the concept behind Forensic Digital Visualization Technology or commercially promoted as Digital Autopsy by INFOVALLEY®.

In the process of conducting Digital Autopsy, the whole body is first scanned using a minimum 16 Multi-Slice-CT Scanner that will generate raw DICOM data which are ported into iDASS™-Digital Autopsy Software System- through proprietary lossless data compression and transmission technology. These 2D data are then rendered and volumized by iDASS™ deployed on a High Performance Computing environment. The output is a High Definition Visual of a reconstructed 3D Virtual Body, ready for Digital Autopsy by Forensic Pathologist using a wide array of in-built, user-friendly navigational tools and forensic presets for greater accuracy and speed to establish the manner and cause of death.

iDASSmart™ Smart Touch Screen which allows user to examine digital representations of real bodies in minute detail by manipulating digital bodies using touch and finger gestures similar to procedures in the classical autopsy. Using data provided by scans of an actual body, the screen allows the user to remove layers such as skin and muscle, add or remove tissue and circulatory systems, zoom in and out and cut through sections with a digital knife.